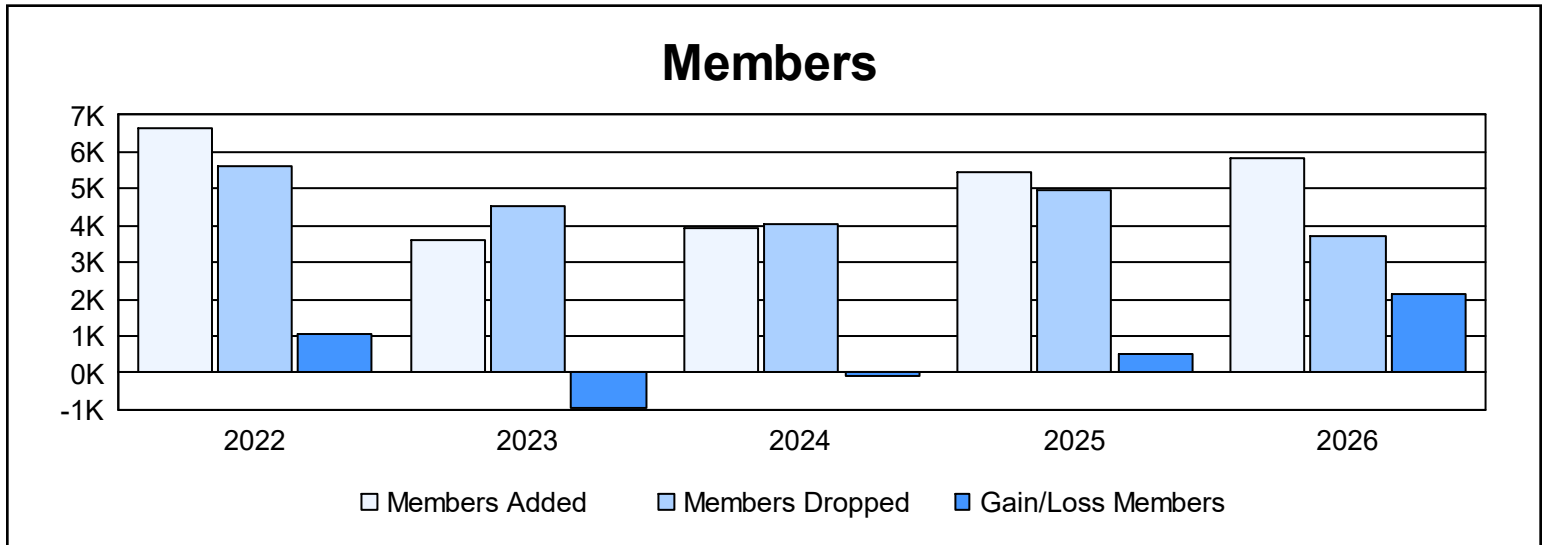
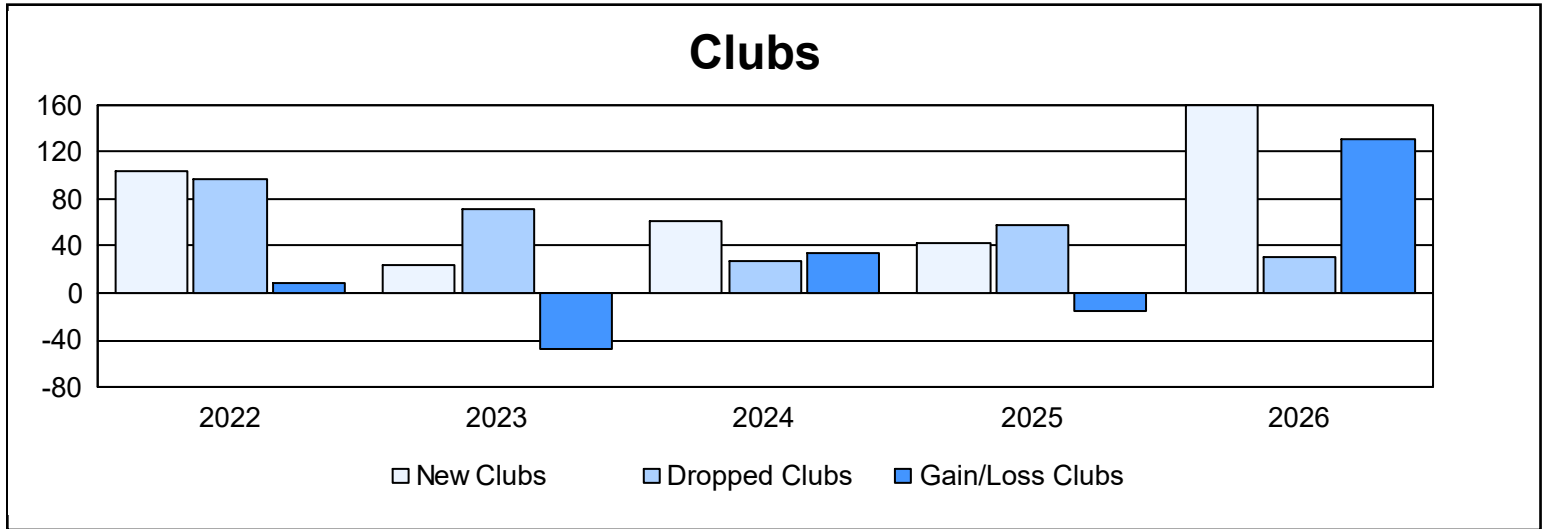
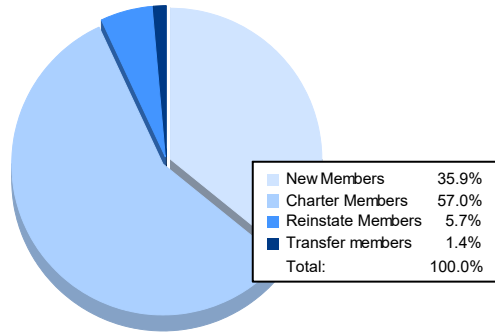


Year	New Clubs	Dropped Clubs	Gain/Loss Clubs	New Members	Charter Members	Reinstate Members	Transfer Members	Total Member Added	Total Members Dropped	Gain/Loss Members
2021-2022	104	96	8	3,000	3,068	469	119	6,656	5,607	1,049
2022-2023	23	71	-48	1,958	1,105	404	154	3,621	4,551	-930
2023-2024	62	28	34	1,754	1,649	415	133	3,951	4,054	-103
2024-2025	43	58	-15	3,081	1,395	746	248	5,470	4,973	497
2025-2026	160	30	130	2,103	3,336	331	80	5,850	3,719	2,131
Average	78	57	22	2,379	2,111	473	147	5,110	4,581	529



Membership Composition May 2026 Cumulative



Gender Composition May 2026 Cumulative

